

1st Degree Black Belt

# The Wedding March

2 measures (8 beats) introduction  
on recording

(from *Lohengrin*)

Richard Wagner  
arr. Paul Jennings

Featured notes:

Things to know:

- Remember to check your **Key Signature** – all F's are F#'s throughout the entire song.
- ♪ dotted quarter note = 1 ½ beats
- ⏏ quarter rest = 1 beat of silence
- ♪ dotted half note = 3 beats
- ♪ single eighth note = ½ beat
- ♪ half note = 2 beats

Quick Facts about “The Wedding March”:

- This song is from the opera *Lohengrin* by Richard Wagner, a German composer.
- It was written in 1850.
- Today, it is a march that is often played for the bride’s entrance at weddings in the Western world.
- It is also known as “Here Comes The Bride.”

# Old Joe Clark

Traditional  
arr. Paul Jennings

4 measures (8 beats) introduction  
on recording

Old Joe Clark he had a house. Eight-teen sto-ries high. Ev'-ry sto-ry  
in that house was filled with chick-en pie. Fare thee well Old Joe Clark,  
fare thee well I say. Fare thee well Old Joe Clark, I'm a-goin' a-way.

**Featured note:**

**Tips for playing Low C:**

- All fingers on (except left pinky).
- Use barely any air pressure at all when playing low C.
- If still having difficulty, try “yawning inside your mouth.” Pretend to sneak a yawn. Then, play the recorder with this shape in your mouth. This usually helps play low C.

**Things to know:**

- Remember in 2/4 Time Signature – there are only 2 beats per measure.
- Remember to check your Key Signature – all F's are F#'s throughout the entire song.

dotted eighth beamed to sixteenth note = 1 beat

- When you have sixteenth notes, since it takes 4 sixteenth notes to equal 1 beat, we have to subdivide the beat into 4 parts. So we use '1e & a' for counting. Make sure you use '1e & a' on all notes so that your rhythm is very smooth and steady.

1e & a 2e & a 1e & a 2e & a

**Quick Facts about “Old Joe Clark”:**

- This song is a mountain folk song which tells tall tales about Old Joe Clark's life.
- This popular folk ballad has more than 90 verses in the various versions.
- Joe Clark was born and lived in Clay County, Kentucky, in 1839 and died in 1886.
- He was one of the first to enlist in the Civil War.

# On Top Of Old Smoky

8 beats introduction  
on recording

Traditional  
arr. Paul Jennings

On top of Old Smoky, all covered with  
snow, I lost my true sweet heart  
for court-ing too slow.

### Tips for playing Low C:

- Use barely any air pressure at all when playing low C.
- If still having difficulty, try “yawning inside your mouth.” Pretend to sneak a yawn. Then, play the recorder with this shape in your mouth. This usually helps play low C.

### Featured notes:

C

F

- Remember in 3/4 Time Signature – there are only 3 beats per measure.
- A tie is a curved line that connects two notes of the same letter name. The value is the sum of all the notes that are tied together.
- Remember on tied notes not to tongue the additional note(s) – just hold for the total value of all notes that are tied together.

### Quick Facts about “On Top Of Old Smoky”:


- This song is a traditional folk song and well-known ballad.
- It was on the pop music charts in 1951 during the folk music movement that was sweeping the country.
- Many parodies have been written using this song.
- A famous parody is “On Top Of Spaghetti” which was written in 1963 by Tom Glazer.
- A parody is a work written to mock or make a funny version of an existing song.

4th Degree Black Belt

# Can Can

Jacques Offenbach  
arr. Paul Jennings

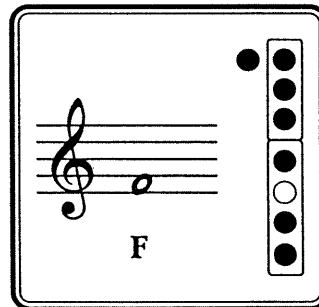
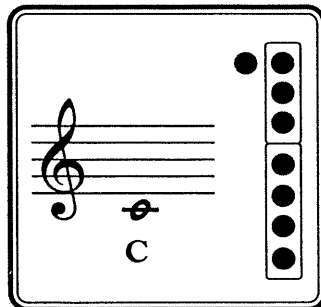
2 measures (8 beats) introduction  
on recording



**Tips for playing Low C:**

- Use barely any air pressure at all when playing low C.
- If still having difficulty, try “yawning inside your mouth.” Pretend to sneak a yawn. Then, play the recorder with this shape in your mouth. This usually helps play low C.

**Featured notes:**



☀ ☀ Challenge yourself on this song. ☀ ☀  
Play this song with the fast recording and earn a special reward!



**Quick Facts about “Can Can”:**

- Originally from Jacques Offenbach’s *Orpheus In The Underground*, the “Infernal Galop” later became popular as “The Can Can.”
- The can-can is a high-energy and physically demanding music hall dance with lots of high kicking.
- This dance was at first considered to be inappropriate, much as Rock ‘n’ Roll was considered inappropriate in the 1950s.

# America

("My Country 'Tis Of Thee," "God Save The Queen")


2 measures (6 beats) introduction  
on recording


arr. Paul Jennings

My coun - try 'tis of thee, sweet land of lib - er - ty,  
of thee I sing. Land where my fa - thers died. Land of the  
Pil - grim's pride. From ev' - ry — moun - tain-side. Let — free - dom ring!

### Things to know:

- Remember in 3/4 Time Signature – there are only 3 beats per measure.
- Remember to check your Key Signature – all B's are B $\flat$ 's throughout the entire song.

 dotted quarter note = 1 ½ beats

 single eighth note = ½ beat

1 & 2      &      3 &

- A slur means to connect the notes together and to NOT tongue between each note.
- It is very helpful to practice each slur individually until you can play it correctly.

### Featured note:

B $\flat$

### Quick Facts about "America":

- This song is an American patriotic song.
- The lyrics were written by Samuel Francis Smith in 1831.
- This song acted as the national anthem of the United States before the adoption of "The Star-Spangled Banner" as the official anthem in 1931.
- In Great Britain it is known as "God Save The Queen."

# Polly Wolly Doodle

16 beats introduction  
on recording

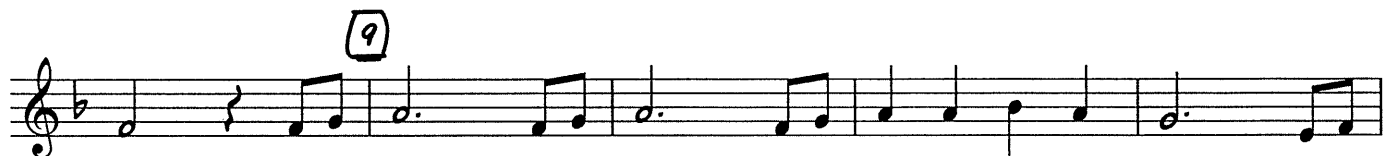
Traditional  
arr. Paul Jennings



Oh, a grass-hopper sit-tin' on a rail-road track, sing pol-ly wol-ly doo-dle all the



day. A— pick-in' his teeth with a car-pet tack, sing pol-ly wol-ly doo-dle all the

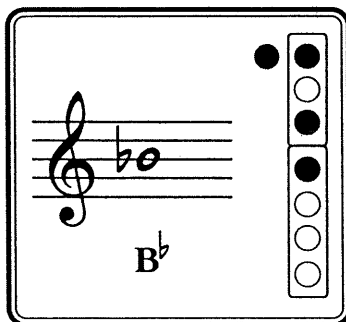


day. Fare thee well, fare thee well, fare thee well, I'm on my way. For I'm



goin' to Loui-si-an-a for to see my Su-zy-an-na, sing pol-ly wol-ly doo-dle all the day.

## Featured note:

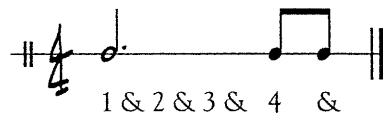


## Things to know:

- Remember to check your **Key Signature** – all B's are B $\flat$ 's throughout the entire song.

dotted half note = 3 beats

two eighth notes = 1 beat



## Quick Facts about "Polly Wolly Doodle":

- A nonsense folk song with many verses.
- This song was first published in a Harvard student songbook in 1880.
- It appears in full in Laura Ingalls Wilder's *These Happy Golden Years*.
- It has been used in numerous films and TV shows including *You Can't Take It With You*, *The Littlest Rebel* (sung by Shirley Temple), *Happy Days*, and *Monk*.

# I've Been Working On The Railroad


2 measures (8 beats) introduction  
on recording

Traditional  
arr. Paul Jennings


SWING STYLE (♩ + ♩ =  $\overset{\frown}{\text{♩}} \overset{\frown}{\text{♩}}$ )




I've been work-ing on the rail - road, all the live - long day.



I've been work-ing on the rail - road just to pass the time a - way.



Don't you hear the whis-tle blow - ing? Rise up so ear - ly in the morn.



Don't you hear the cap-tain shout - ing, "Di - nah, blow your horn"?

- **Accidental** – is a note that is not in the scale shown by the key signature. The sharp (#), flat ( $\flat$ ), and natural ( $\natural$ ) symbols are used to mark such notes. Accidentals last for one measure, unless cancelled by another accidental or tied into the following measure. This song has one instance where a sharp is an accidental.

## Featured notes:

F

F#

## Things to know:

- Remember to check your **Key Signature** – all B's are B $\flat$ 's throughout the entire song.

♩. dotted quarter note = 1 ½ beats      ♪ single eighth note = ½ beat

♩. ♪ dotted eighth beamed to a sixteenth = 1 beat

## Quick Facts about "I've Been Working On The Railroad":

- This song is one of the best known folk songs about our railway system in the United States, dating back as far as the 1880s.
- This type of folk song, known as a work song, was probably used to help relieve some of the grueling work by those who built our railroads.
- It has been adapted many times, including as "The Eyes Of Texas."

# When Johnny Comes Marching Home

11 beats introduction  
on recording

Traditional  
arr. Paul Jennings

When John - ny comes march - ing home a - gain, hur - rah! Hur - rah! We'll give him a heart - y wel - come then, hur - rah! Hur - rah! The men will cheer and the boys will shout. The la - dies, they will all turn out and we'll all feel joy when John - ny comes march - ing home.

**Featured note:**

E'

- A **tie** is a curved line that connects two notes of the same letter name. The value is the sum of all of the notes that are tied together.
- **Half-hole Fingering** is necessary to play notes above high D.
  - Slide your thumb off the hole a tiny bit – just a “sliver” is uncovered.
  - Additional air pressure can be helpful when playing these higher notes.
  - On higher notes, you will have to listen and make sure the note you are playing is in tune. In this case, you may need to uncover or cover just a little bit more to get the note perfectly in tune.

**Things to know:**

- Remember on **tied notes** not to tongue the additional note(s) – just hold for the total value of all notes.

♪ dotted half note = 3 beats



# Eine Kleine Nachtmusik

2 measures (8 beats) introduction  
on recording

(A Little Night Music)

W. A. Mozart  
arr. Paul Jennings

Featured note:

E'

- **Staccato** – (♩) means to play the notes a little shorter. Be careful not to squeak when doing this. Make sure you stop the note with your tongue, NOT your breath.
- A **tie** is a curved line that connects two notes of the same letter name. The value is the sum of all of the notes that are tied together.
- A **slur** means to connect the notes together and to NOT tongue between each note. It is very helpful to *practice each slur individually* until you can play it correctly.

Things to know:

- Remember to check your **Key Signature** – all F's are F#s throughout the entire song.

♩ single eighth note = ½ beat

♩ eighth rest = ½ beat of silence

♪ two eighth notes = 1 beat

♫ four sixteenth notes = 1 beat

1e & a 2e & a 3e & a 4e & a

1e & a 2 e & a 3e & a 4 e & a

Quick Facts about “Eine Kleine Nachtmusik”:

- The German title means “a little serenade” though it is commonly known as “A Little Night Music,” its literal translation.
- It was written by Mozart in 1787, but not published until 1827, long after Mozart died.

# Doggie Doggie

(Where's Your Bone?)

drums set-up, then 4 measures (8 beats)  
introduction on recording

Traditional  
arr. Paul Jennings



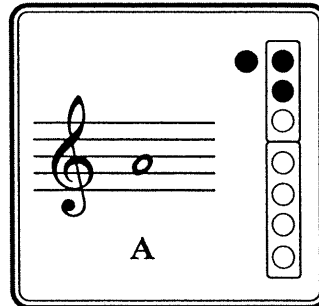
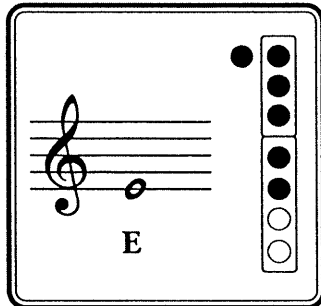
Dog - gie, dog - gie where's your bone? Some-one stole it from your home.



Who stole the bone? I stole the bone.

- To make this song easier, practice fingering E to A numerous times before playing the entire song.

Featured notes:



Things to know:

- Remember in 2/4 Time Signature – there are only 2 beats per measure.



two eighth notes = 1 beat

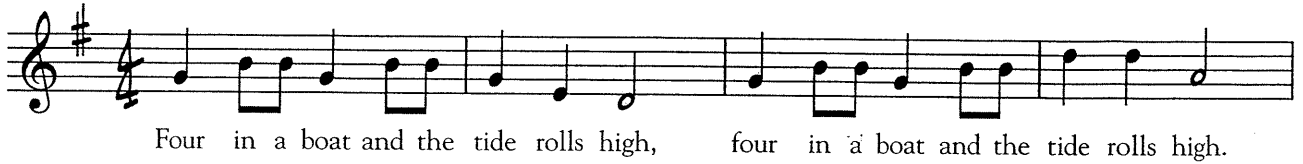
Quick Fact about “Doggie Doggie”:

- This is a traditional children’s game song known throughout the country.

# Four In A Boat

2 measures (8 beats) introduction  
on recording

Traditional  
arr. Paul Jennings

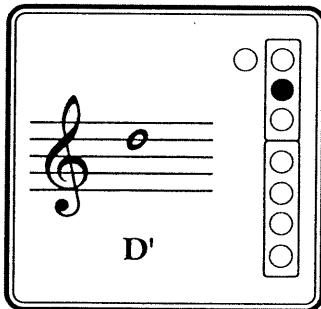


Four in a boat and the tide rolls high, four in a boat and the tide rolls high.




Four in a boat and the tide rolls high, wait-ing for a part-ner to— come by and by.

Featured notes:




D'



C'

Things to know:



single quarter note = 1 beat

half note = 2 beats

two eighth notes = 1 beat

1 & 2 & 3 & 4 &

Quick Facts about "Four In A Boat":

- An Appalachian game song.
- Where would you travel to by boat and who would you take with you? You have to take one person from history, one person from your childhood, and one person that you love.

# Arirang

4 measures (12 beats) introduction  
on recording

Korean Folk Song  
arr. Paul Jennings

- Remember in 3/4 Time Signature – there are only 3 beats per measure.
- A slur means to connect the notes together and to NOT tongue between each note.
- It is very helpful to *practice each slur individually* until you can play it correctly.

Featured note:

Things to know:

dotted quarter note = 1 ½ beats     
 single eighth note = ½ beat  
 dotted half note = 3 beats     
 two eighth notes = 1 beat

Quick Facts about “Arirang”:

- Korea’s unofficial anthem.
- There are many versions of “Arirang,” although the original has been sung for more than 600 years.
- “Arirang” is the name of a perilous Korean mountain pass.

# Red River Valley

8 beats introduction  
on recording

Traditional  
arr. Paul Jennings



From this val - ley they say you are go - ing. We will miss your bright eyes and sweet



smile. For they say you are tak - ing the sun - shine which bright - ened our path - way a -



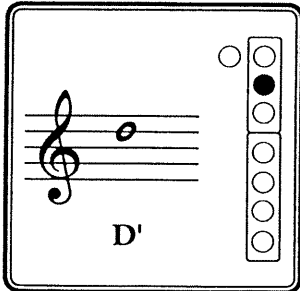


while. Come and sit by my side if you love me. Do not has - ten to bid me a - dieu. But re -



mem - ber the Red Riv - er Val - ley, and the one that has loved you so true.

## Featured notes:



## Things to know:

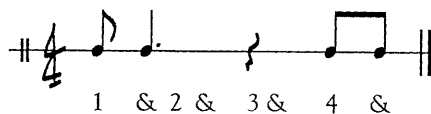
- Remember to check your **Key Signature** – all F's are F#'s throughout the entire song.

single eighth note = ½ beat

dotted quarter note = 1 ½ beats

quarter rest = 1 beat of silence

two eighth notes = 1 beat



## Quick Facts about "Red River Valley":

- This song is a cowboy folk song written before 1880.
- Its origin is in dispute, with both Canada and the United States claiming it.
- It has been in numerous films including *Planes, Trains, And Automobiles*.
- It has been recorded by Woody and Arlo Guthrie, Roy Rogers, Pete Seeger, and Gene Autry just to name a few.

# The Water Is Wide

13 beats introduction  
on recording

Traditional  
arr. Paul Jennings

The wa - ter is wide. I can - not cross o'er.

And nor have I the wings to fly.

Build me a boat that can car - ry two.

And we will go my friend and I.

- A **tie** is a curved line that connects two notes of the same letter name. The value is the sum of all the notes that are tied together.
- A **slur** means to connect the notes together and to NOT tongue between each note.
- It is helpful to *practice each slur individually* until you can play it correctly.

## Featured notes:

F#

C'

D'

## Things to know:

- Remember to check your **Key Signature** – all F#s throughout the entire song.
- Remember on **tied notes** not to tongue the additional note(s) – just hold for the total value of all notes that are tied together.

whole note tied to a quarter note = 5 beats

whole note = 4 beats

1 & 2 & 3 & 4 & 1 & 2 & 3 & 4 &

## Quick Facts about "The Water Is Wide":

- This is a traditional Irish folk song, published in 1906.
- The melody has been used by great composers, including Benjamin Britten.
- One of the most popular folk songs today.
- It has been performed and recorded by countless artists including Pete Seeger, Joan Baez, James Taylor, Sheryl Crow, Eva Cassidy, and more.

# Buffalo Gals

8 beats introduction  
on recording

Traditional  
arr. Paul Jennings

As I was walk - ing down the street, down the street, down the street, a

5 pret - ty lit - tle gal I chanced to meet, and we danced by the light of the moon.

9 Buf - fa - lo gals, won't you come out to - night, come out to - night, come out to - night?

13 Buf - fa - lo gals, won't you come out to - night, and dance by the light of the moon?

## Featured notes:

C

F

• A **Pick-Up Measure** is a note or notes that precede the first full measure in a song.

### Tips for playing Low C:

- All fingers on (except left pinky).
- Use barely any air pressure at all when playing low C.
- If still having difficulty, try “yawning inside your mouth.” Pretend to sneak a yawn. Then, play the recorder with this shape in your mouth. This usually helps play low C.

### Things to know:

dotted quarter note = 1 ½ beats

single eighth note = ½ beat

1 & 2 & 3 & 4 &


### Quick Facts about “Buffalo Gals”:

- First published in 1844.
- Sung by traveling minstrel groups.
- The name of the song changed from “New York Gals” to “Pennsylvania Gals,” until “Buffalo Gals” became the preferred version.

# Aura Lee

Traditional  
arr. Paul Jennings

2 measures (8 beats) introduction  
on recording



As the black-bird in the spring, 'neath the wil-low tree,——



sat and piped, I heard him sing, sing-ing Au-ra Lee.




Au-ra Lee, Au-ra Lee, maid with gold-en hair,




sun-shine came a-long with thee, and swal-lows in the air.


Featured note:




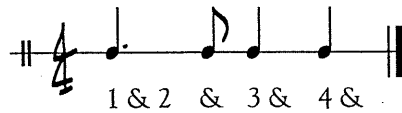
Things to know:

- Remember to check your **Key Signature** – all B's are B $\flat$ 's throughout the entire song.

 dotted quarter  
note = 1 ½ beats

 single  
eighth note = ½ beat

 dotted  
half note = 3 beats



Quick Facts about "Aura Lee":

- An American Civil War ballad.
- Elvis Presley's "Love Me Tender" is an adaptation of this song.



# Home On The Range

12 beats introduction  
on recording

Traditional  
arr. Paul Jennings

Oh, give me a home where the buf - fa - lo roam, where the  
 deer and the an - te - lope play, where sel - dom is heard a dis - cour - ag - ing  
 word, and the skies are not cloud - y all day. Home, home on the  
 range, where the deer and the an - te - lope play, where sel - dom is  
 heard a dis - cour - ag - ing word, and the skies are not cloud - y all day.

**Featured note:**

B<sup>b</sup>

**Things to know:**

- Remember to check your **Key Signature** – all B's are B<sup>b</sup>'s throughout the entire song.
- Remember on **tied notes** not to tongue the additional note(s) – just hold for the total value of all the notes that are tied together.

♩. dotted half note = 3 beats

♩. dotted quarter note = 1 ½ beats

♩. ———— ♩. dotted half note tied to a quarter note = 4 beats

1 & 2 & 3 &    1 &    2 & 3    &    1 & 2 & 3 &    1 &    2 &    3 &

**Quick Facts about "Home On The Range":**

- Based on a poem from the 1870s.
- Adopted by settlers and cowboys as they spread across the United States.
- Had various names including "Western Home."
- In 1947 it became the state song of Kansas.
- Commonly known as the unofficial anthem of the West.
- Used in the musical *You're A Good Man, Charlie Brown*.

# Rocky Mountain

4 measures (8 beats) introduction  
on recording

Traditional  
arr. Paul Jennings



Rock-y moun-tain, rock - y moun-tain, rock - y moun-tain high.

When you're on that



rock - y moun-tain hang your head and cry.

Do, do, do, do,

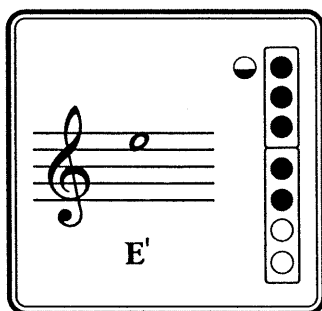


do re-mem-ber me.

Do, do, do, do,

do re-mem-ber me.

Featured note:



- **2/4 Time Signature** – means 2 beats per measure.
- **Half-hole Fingering** is necessary to play notes above high D.
  - Slide your thumb off the hole a tiny bit – just a “sliver” is uncovered.
  - Additional air pressure can be helpful when playing these higher notes.
  - On higher notes, you will have to listen and make sure the note you are playing is in tune. In this case, you may need to uncover or cover just a little bit more to get the note perfectly in tune.

Quick Facts about “Rocky Mountain”:

- It is an Appalachian folk song.
- Appalachian folk music developed in the 1750s by those who settled in the Appalachian Mountains. Many settlers were English, Scottish, Irish, and Welsh.
- Common instruments used included the fiddle, Irish pipes, and the 3-stringed Appalachian dulcimer.

# Renaissance Dance

(Ronde from "Danserye")

Tielman Susato  
arr. Paul Jennings

4 measures (16 beats) introduction  
on recording

Featured note:

- **Repeat Sign** :|| means to go back and play again from the forward repeat sign ||:
- **Half-hole Fingering** is necessary to play notes above high D.
  - Slide your thumb off the hole a tiny bit – just a “sliver” is uncovered.
  - Additional air pressure can be helpful when playing these higher notes.
  - On higher notes, you will have to listen and make sure the note you are playing is in tune. In this case, you may need to uncover or cover just a little bit more to get the note perfectly in tune.
- Remember to check your **Key Signature** – all F's are F#s throughout the entire song.

## Quick Facts about “Renaissance Dance”:

- This piece is a ronde from “Danserye,” a collection of dances written and published by Tielman Susato in the 1500s during the Renaissance period.
- The Renaissance period was from about 1400-1600.
- The recorder originated during this period.
- Printing was first developed in the Renaissance. Therefore, music could be more widely distributed for the first time.
- Common instruments during the Renaissance included the recorder, lute, shawm, sackbut, cornett, crumhorn, and viols or viola da gamba.

# Largo from *New World Symphony*

(Symphony No. 9)

2 measures (8 beats) introduction  
on recording

Antonín Dvořák  
arr. Paul Jennings

Featured note:

- A slur means to connect the notes together and to NOT tongue between each note. It is very helpful to *practice each slur individually* until you can play it correctly.
- Make sure to gradually slow down on the ritardando (*rit.*) and to hold the fermata ⌘ longer than the original duration.

Things to know:

dotted quarter note = 1 ½ beats      single eighth note = ½ beat  
 half note = 2 beats      whole note = 4 beats

Quick Facts about “New World Symphony”:

- Written by Antonín Dvořák, a Czech composer, in the 1890s.
- Nicknamed “New World” because it was written during the time he spent in the U.S. in the 1890s.
- Dvořák had taken a job in 1892 as the director for the National Conservatory of Music in New York City for a salary of \$15,000, a lot of money in that time.
- Dvořák was very unhappy and uncomfortable there. He quit early to return to Bohemia after only 3 years.

# Take Me Out To The Ball Game

4 measures (12 beats) introduction  
on recording

Norworth & Von Tilzer  
arr. Paul Jennings

Take me out to the ball game. Take me out with the crowd. Buy me some pea-nuts and Crack-er Jack. I don't care if I ev-er get back. For it's root, root, root for the home team. If they don't win it's a shame. For it's one, two, three strikes, you're out at the old ball game!

### Featured note:

G $\sharp$

- **Accent** – (>) means to give more emphasis to the note that this symbol is with.
- **3/4 Time Signature** means 3 beats per measure.
- F $\flat$  (**natural**) means to play F, not F $\sharp$ . Be careful – you have both F $\flat$  and F $\sharp$  in this song. The same is true for G and G $\sharp$ .
- The natural sign  $\flat$  restores a note to its original pitch.

### Things to know:

dotted half note = 3 beats

dotted half note tied to a quarter note = 4 beats

### Quick Facts about “Take Me Out To The Ball Game”:

- Written in 1908 by Jack Norworth, a vaudeville entertainer, who had no interest in baseball and had never been to a baseball game. He wrote the song after seeing an ad on a billboard.
- By the 1950s it was often played during the 7th inning stretch.
- It was used prominently in Ken Burns’ documentary, *Baseball*.

# Jingle Bells

2 measures (8 beats) introduction  
on recording

Traditional  
arr. Paul Jennings

Jin - gle bells, jin - gle bells, jin - gle all the way!

5

Oh, what fun it is to ride in a one - horse o - pen sleigh!

9

Jin - gle bells, jin - gle bells, jin - gle all the way!

13

Oh, what fun it is to ride in a one - horse o - pen sleigh!

## Featured notes:

D'

C'

## Things to know:

- 4/4 Time Signature means 4 beats per measure.

♪ dotted quarter note = 1 ½ beats

♪ single eighth note = ½ beat

○ whole note = 4 beats

1 & 2 & 3 & 4 & 1 & 2 & 3 & 4 &

## Quick Facts about "Jingle Bells":

- Written by James Pierpont in 1857.
- It took many years to become a popular holiday song.
- Also known as "One-Horse Open Sleigh."
- On December 16, 1965, two astronauts aboard the Gemini 6 capsule played a trick on Mission Control. They said they saw a UFO with a pilot in a red suit. Then, they played "Jingle Bells" on a harmonica and sleigh bells. These instruments are in the Smithsonian National Air and Space Museum and are considered the first musical instruments played in space.

# We Three Kings

4 measures (12 beats) introduction on recording

John H. Hopkins, Jr.  
arr. Paul Jennings

5  
We three kings of O - ri - ent are. Bear - ing gifts we

9 13  
tra - verse a - far. Field and foun - tain, moor and moun - tain fol - low - ing

18  
yon - der star. Oh, \_\_\_\_\_ star of won - der, star of

22 26  
night, star with roy - al beau - ty bright. West - ward lead - ing,

30  
still pro - ceed - ing, guide us to thy per - fect light.

Featured notes:

F#

D'

C'

• 3/4 Time Signature  
means 3 beats per measure.

Things to know:

♩. dotted half note = 3 beats

1 & 2 & 3 & 1 & 2 & 3 & 1 & 2 & 3 & 1 & 2 & 3 &

Quick Facts about "We Three Kings":

- Written in 1857 by John Henry Hopkins, Jr.
- Originally was written so that each "king" had his own solo verse to sing.
- Was the first Christmas carol originating in the U.S. to achieve widespread popularity in other countries.

# Shalom Chaverim

7 beats introduction  
on recording

Traditional  
arr. Paul Jennings

Sha - lom cha - ve - rim, sha - lom cha - ve - rim. Sha - lom, sha - lom. Till

we meet a - gain, till we meet a - gain, have peace, have — peace.

**Featured note:**

- **Half-hole Fingering** is necessary to play notes above high D.
  - Slide your thumb off the hole a tiny bit – just a “sliver” is uncovered.
  - Additional air pressure can be helpful when playing these higher notes.
  - On higher notes, you will have to listen and make sure the note you are playing is in tune. In this case, you may need to uncover or cover just a little bit more to get the note perfectly in tune.

**Things to know:**

- Remember to check your **Key Signature** – all F's are F#'s throughout the entire song.

♪. dotted half note = 3 beats

1 & 2 & 3 & 4 &

**Quick Facts about “Shalom Chaverim”:**

- This is a traditional Israeli folk song.
- The translation of the Hebrew text is “Goodbye and be safe my friends. Until we meet again, have peace.”